

Rock Guitar

Syllabus

Debut - Grade 8



Orange Rock Guitar Syllabus

Debut - Grade 8



Contents

INTRODUCTION

Syllabus Updates.....	4
Why take Orange music exams.....	4
Officially recognised qualifications.....	5
Duration of study.....	5

EXAM OVERVIEW

About our exams	6
Exam structure and marking scheme for the Debut exam.....	6
Exam structure and marking scheme - Grades 1 - 8.....	7
Types of guitar.....	8
Exam durations.....	8

**LEARNING OUTCOMES AND
ASSESSMENT CRITERIA**

.....	9
-------	---

EXAM GUIDE

Performances.....	13
Parameters for own-choice songs.....	16
Technical.....	18
Aural.....	18
Musicianship skills.....	19
Theory.....	19

MARKING GUIDE

Debut.....	20
Grades 1-8.....	20
How the Performances, Technical and Musicianship Skills are marked.....	22
How Aural Tests are marked.....	23
How Theory is marked.....	23

GRADE SPECIFICATIONS

Debut.....	24
Grade 1.....	26
Grade 2.....	28
Grade 3.....	30
Grade 4.....	33
Grade 5.....	36
Grade 6.....	39
Grade 7.....	42
Grade 8.....	45

POLICIES	48
-----------------------	----

CONTACT	49
----------------------	----

Introduction

Welcome to Orange's Rock Guitar syllabus Debut - Grade 8. This syllabus has been created by a specialist team of dedicated guitarists, teachers and examiners and offers an insightful breakdown to all components of your exam.

Our aim is for learners to enjoy every step of their learning experience, from starting their courses to finishing their exams, with an abundance of knowledge, self-confidence and a valuable accreditation.

Syllabus updates

This syllabus is valid from 1st October 2021. As times change, so does the music we listen to. With this inevitability in mind, we will publish updated versions of our syllabus and course materials for our learners to enjoy. Notifications will be announced via the [Orange Learn](#) website.

Why take Orange music exams?

Orange Amps has long been a respected brand in the music industry, with their products used by many legendary artists across the globe.

Our vision with Orange Learn is to offer innovative educational tools that support and inspire a lifelong passion for learning and performing music. Our aim is for students to enjoy their learning experience from start to finish and build a strong foundation of focused, instrument-led knowledge, self-confidence, musical ability and further harness these valuable skills with recognised accreditations.

We want our courses to help shape and encourage the voices of the world within our present and future generations, by supporting aspiring musicians to fulfil their potential and nurture learners by providing the best tools from the start to the finish of each individual's music education journey.

- 📍 We are recognised around the world for our quality.
- 📍 Our exams are accredited
- 📍 No need to travel to a venue - our partnership with Online Music Exams means our exams can be taken anytime and anywhere!
- 📍 Taking our online exams maximises your performance by reducing anxiety.

- 📍 Candidates can get their results much quicker than the traditional method - with results as early as 24 hours later!
- 📍 If candidates do not get the mark they need, they can take the exam again as early as the next day!
- 📍 Our examiners are instrument specific.

Officially recognised qualifications

Our Music exams are officially recognised on the National Qualifications Framework and the European Qualifications Framework and are registered with OFQUAL.

Orange Rock Guitar	RQF* credits	EQF** credits	Qualification title	Qualification number	Other equivalent qualifications
Grade 1	1	2	TLM Level 1 Award in Musical Performance Grade 1	603/4575/5	G.C.S.E. (D-G)
Grade 2	1	2	TLM Level 1 Award in Musical Performance Grade 2	603/4576/7	
Grade 3	1	2	TLM Level 1 Award in Musical Performance Grade 3	603/4577/9	
Grade 4	2	3	TLM Level 2 Certificate in Musical Performance Grade 4	603/4578/0	G.C.S.E (A*-C)
Grade 5	2	3	TLM Level 2 Certificate in Musical Performance Grade 5	603/4579/2	
Grade 6	3	4	TLM Level 3 Diploma in Musical Performance Grade 6	603/4580/9	AS/A Level
Grade 7	3	4	TLM Level 3 Diploma in Musical Performance Grade 7	603/4581/0	
Grade 8	3	4	TLM Level 3 Diploma in Musical Performance Grade 8	603/4582/2	

* Regulated Qualifications Framework in England, Wales and Northern Ireland

** European Qualifications Framework

Duration of study

The duration of study needed to gain a qualification is dependent on each individual. Regulated qualifications are all assigned a total qualification time as set out below. The total qualification time is an estimate of the hours spent learning with a teacher and the hours spent learning individually.

	Guided learning hours	Independent learning hours	Total qualification time (hours)
Debut	8	32	40
Grade 1	12	48	60
Grade 2	18	72	90
Grade 3	18	102	120
Grade 4	24	126	150
Grade 5	24	156	180
Grade 6	36	184	220
Grade 7	48	222	270
Grade 8	54	266	320

Exam Overview

About our exams

Our partnership with Online Music Exams enables candidates to take their exams at anytime and from anywhere. No booking required! As the exam is recorded online, there is a noticeable reduction in exam nerves and stage fright.

To purchase and take an Orange exam, go to
onlinemusicexams.org/shop

Orange exams are assessed by expert instrument specific examiners who are trained by Online Music Exams and moderated externally by TLM. Examiners mark each section of the exam using the marking criteria system on pages 20-23.

Apart from the Debut exam (which is marked on a pass/fail basis), each exam is marked out of 100 with the percentage boundaries for each certification as follows:

Mark percentage %	Certification
85-100	Distinction
71-84	Merit
50-70	Pass
Less than 50	Fail

Exam structure and marking scheme for the Debut exam

The Debut exam consists of five main sections: Performances, Technical, Aural, Musicianship skills and Theory. Unlike Grades 1-8, each section of the Debut exam is marked on a pass/fail basis only.

Please see below for a break-down of the Debut Exam:

Performance <ul style="list-style-type: none"> Song 1 - 2 unaccompanied short studies from the current Orange Rock Guitar exam book Song 2 - Accompanied song from the current Orange Rock Guitar exam Song 3 - Accompanied song from the current Orange Rock Guitar exam <p>(N.B Backing tracks for songs 2 & 3 will be provided)</p>	Technical <ul style="list-style-type: none"> Scales Chords 	Musicianship Skills <ul style="list-style-type: none"> Sight-reading
	Aural <ul style="list-style-type: none"> Pitch Test Rhythmic Recall 	Theory Test

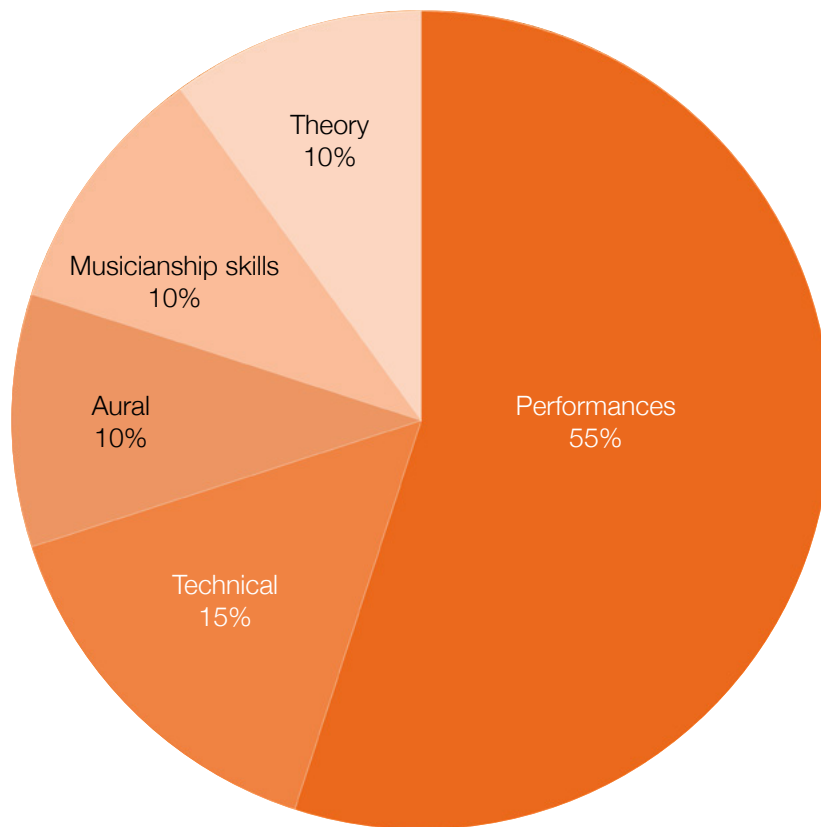
Exam structure and marking scheme for Grades 1 - 8

Each exam consists of five main sections: Performances, Technical, Aural, Musicianship skills and Theory.

Marking Scheme

Grades 1 - 8

Section				Max. mark
Performances				
Performance 1	Technical: Two short technical studies from the current Rock Guitar exam book			20
Performance 2	Lead Guitar Solo: One lead guitar solo chosen from the current Orange Rock Guitar exam book			15
Performance 3	Song: One song either chosen from the current Orange Rock Guitar exam book, or an own choice song			20
Technical				
Grade 1 - 2	• Scales	• Chords		15
Grade 3 - 8	• Scales	• Chords	• Arpeggios	
Aural				
Grade 1 - 4	• Melodic Recall	• Rhythmic Recall		10
Grade 5 - 8	• Melodic Recall	• Harmonic Recall		
Musicianship Skills				
Grade 1 - 5	Sight-reading			10
Grade 6 - 8	Quick Study (Sight-reading & Improvisation combined)			
Theory:				
Multiple choice theory quiz consisting of 10 questions				10



Types of guitar

Candidates can use either an electric, electro-acoustic or an acoustic/classical guitar in Debut to Grade 2. From Grade 3 onwards, an electric guitar only must be used.

Please note that some songs aren't suited to an electro-acoustic or acoustic guitar and candidates should take care in choosing their songs accordingly.

Exam Durations

Once an exam has been purchased, a candidate will have 12 months in which to complete their exam. Candidates can sit their exam in one setting or take a more "modular" approach, taking one section at a time when they are ready.

Candidates can choose the order of components in their exam.

Learning Outcomes and Assessment Criteria

Debut

Learning Outcomes	Assessment Criteria
The learner will:	The learner can:
1 Perform level appropriate songs that shows an emerging sense of musical awareness	1.1 Demonstrate basic pitch and rhythm 1.2 Perform with a sense of continuity and confidence
2 Demonstrate technical ability	2.1 Demonstrate an ability to apply basic instrumental commands 2.2 Perform with a good quality of sound
3 Demonstrate effective communication skills	3.1 Demonstrate a sense of performance presentation with basic confidence 3.2 Show some self-awareness with basic audience engagement
4 Demonstrate emerging musicianship skills	4.1 Demonstrate a basic level of aural awareness through pitch recognition and rhythmic recall. 4.2 Respond to a sight-reading piece with attention to note values and pitches.

Grade 1 - 3 (RQF Level 1)

Learning Outcomes	Assessment Criteria
The learner will:	The learner can:
1 Perform level appropriate songs that shows an emerging sense of musical awareness	1.1 Demonstrate careful preparation, musical awareness and the beginning of thoughtful interpretation by applying skills, knowledge and understanding in the presentation of performances 1.2 Perform with a secure sense of pitch and rhythm and show a solid range of dynamics with fair attention to articulation and phrasing 1.3 Perform with a reasonable sense of continuity, confidence and ability to convey mood to the audience
2 Demonstrate technical ability	2.1 Demonstrate a sound knowledge and ability to apply the fundamentals of instrumental command 2.2 Perform with a good quality sound that is flexible and well-projected
3 Demonstrate effective communication skills	3.1 Demonstrate an overall sense of performance presentation with basic confidence and some capacity for audience engagement 3.2 Show a sound sense of self-awareness, presentation skills with consideration of audience engagement
4 Demonstrate emerging musicianship skills	4.1 Demonstrate a developing level of aural skills through melodic and rhythmic recall 4.2 Respond to a sight-reading piece with good attention to note values and pitches, continuity of pulse and some sense of musical interpretation

Grade 4 - 5 (RQF Level 2)

Learning Outcomes	Assessment Criteria
The learner will:	The learner can:
1 Perform level appropriate songs that shows an emerging sense of musical awareness	1.1 Produce performances that demonstrate sound musical awareness and convey a more personal and creative interpretation of the material 1.2 Give a performance that is rhythmically secure and has a strong sense of pulse and shows a solid range of dynamics with strong attention to articulation and phrasing 1.3 Perform with a good sense of continuity, confidence and ability to convey mood to the audience
2 Demonstrate technical ability	2.1 Perform with a solid command of technique 2.2 Perform with a high-quality sound and developing tone that is flexible and well-projected
3 Demonstrate effective communication skills	3.1 Demonstrate an overall sense of performance presentation with solid confidence and capacity for audience engagement 3.2 Show a good sense of self-awareness and consideration of audience
4 Demonstrate emerging musicianship skills	4.1 Demonstrate a good foundation in aural skills through melodic, rhythmic and harmonic recall 4.2 Respond to a sight-reading piece with good attention to note values and pitches, continuity of pulse and a good sense of musical interpretation

Grade 6 - 8 (RQF Level 3)

Learning Outcomes	Assessment Criteria
<p>The learner will:</p> <p>1 Perform level appropriate songs that shows an emerging sense of musical awareness</p>	<p>The learner can:</p> <p>1.1 Produce a secure and sustained performance which demonstrates a confident performance with personal interpretation which engages the audience wholeheartedly</p> <p>1.2 Perform with a high level of musical sensitivity and a convincing grasp of appropriate style with a clear, distinctive and authoritative musical personality</p> <p>1.3 Perform with keen attention to dynamics, articulation and phrasing</p>
<p>2 Demonstrate technical ability</p>	<p>2.1 Demonstrate full compass of the instrument and employ advanced techniques</p> <p>2.2 Perform with a strong command of technique with musical and sensitive control of intonation</p>
<p>3 Demonstrate effective communication skills</p>	<p>3.1 Present with confidence and a sense of authority and control</p> <p>3.2 Fully engage audience</p>
<p>4 Demonstrate emerging musicianship skills</p>	<p>4.1 Demonstrate a good foundation in aural skills through melodic and harmonic recall</p> <p>4.2 Respond to a quick study piece demonstrating notational accuracy, fluency and attention to musical detail in sight-reading and demonstrating melodic and harmonic awareness in improvisation with creative use of instrument.</p>

Exam Guide

Performances

Debut

- 📍 2 unaccompanied short studies found in the current Orange Rock Guitar Debut exam book
- 📍 2 accompanied songs (by backing track) found in the current Orange Rock Guitar Debut exam book - each in a different style/genre of music

Sheet music and details for the performance of each of these songs can be found in the Orange Rock Guitar Debut exam book.

Grades 1-8

Performance 1: Technical

Performance 1 consists of 2 short technical studies which can be found in the current Orange Rock Guitar exam books. These technical studies are designed to showcase the technical abilities the student has learnt.

Performance 2: Lead Guitar Solo

Performance 2 is a lead guitar solo which must be selected from the current Orange Rock Guitar exam books. The solos are designed to develop melodic techniques archetypal to lead guitar playing.

Performance 3: Song

Performance 3 can either be a song selected from the current Orange Rock Guitar exam books, or an own-choice song. Own-choice songs must meet the current parameters listed on pages 14-15.

Own-choice songs can:

- Be played to a backing track (without the solo part)
- Be unaccompanied

Performing from memory

Candidates can perform from memory, although this isn't compulsory and no extra marks will be given for this.

Repeats

All songs should be prepared with all repeats.

Obtaining music and copies

Orange's grade exam books are available from: www.orangelearn.com

If a candidate chooses an own-choice song for performance 3, Online Music Exams expects from the student that the song has been obtained legally and has not infringed any copyright laws in obtaining the music.

Page turners

Most page turns can be overcome by photocopying relevant pages, however, a page turner may assist if necessary.

Parameters for own-choice songs

Grade	Songs at this level may be characterised by (but should not be limited to):	Songs at this level should at minimum include a range of the following:
Debut	N/A	N/A
Grade 1	<ul style="list-style-type: none"> • Stretches no bigger than 2 frets • Simple rhythms - semibreves, crotchets, quavers, dotted crotchets and minims, slight syncopation, tied notes, etc. • 4/4, 3/4, or 2/4 time signatures • A slow to moderate tempo (60-120 BPM) 	<ul style="list-style-type: none"> • Small chords - power chords, 2-4 note chords, etc.) • Simple open chords (such as those included at this grade's 'chords' section) • Occasional alternate picking • A range up to at least the 7th fret • Basic articulation (staccato, muting strings, pull-offs, etc.) • Changes in dynamics, with the occasional use of crescendos and decrescendos • A basic melodic element, such as a guitar solo or single-note riff
Grade 2	<ul style="list-style-type: none"> • Rhythms - as with prior grades, with the addition of semiquavers, dotted quavers, triplets, occasional syncopation • Swing rhythm • Occasional changes in hand position • 4/4, 3/4, or 2/4 time signatures • A slow to moderate tempo (60-120 BPM) 	<ul style="list-style-type: none"> • Open chords (such as those included at this grade's 'chords' section) • Alternate picking • A range up to at least the 9th fret • 2-string bars • Articulation - as with prior grades, with the addition of palm muting, slides, basic bends, vibrato, hammer-ons, etc. • Changes in dynamics, with the more frequent use of crescendos and decrescendos • Melodic elements such as guitar solos and single-note riffs, now better integrated into the chordal elements of the song
Grade 3	<ul style="list-style-type: none"> • Rhythms - as with prior grades, with more frequent use of semiquavers, dotted notes, and syncopation • Frequent changes in hand position • 6/8 and 12/8 time signatures. Some songs may feature changes in time signature • Fluid changes of technique • A moderate to fast tempo (80-140 BPM). Some songs may feature changes in tempo 	<ul style="list-style-type: none"> • A mixture of open chords and partial/full bar chords (such as those included at this grade's 'chords' section) • A range up to at least the 12th fret • 3-string bars • A variety of idiomatic techniques and articulations - as with prior grades, now including double-stop melodies, double-stop 8ves, ghost notes, full bends, arpeggios, etc. • More extreme dynamics (such as pianissimo and fortissimo), and frequent use of crescendos and decrescendos • Guitar solos at this level may be replaced by an improvised solo, adhering to the technical parameters shown here.

Grade	Songs at this level may be characterised by (but should not be limited to):	Songs at this level should at minimum include a range of the following:
Grade 4	<ul style="list-style-type: none"> • All rhythmic elements introduced prior to this grade are used freely • Fret-hand position breaks (i.e. stretching outside of fret-hand position) • All regular time signatures used. Some songs may feature changes in time signature • Overall faster playing - semiquaver single-note runs, syncopation, and chordal playing • More complex structural forms (da capo, dal segno, D.C./D.S. al coda, etc.) • A moderate to fast tempo (80-140 BPM). Some songs may feature changes in tempo 	<ul style="list-style-type: none"> • All prior open chords, and full bar chords (such as those included at this grade's 'chords' section) • A range up to at least the 16th fret • Techniques and articulation applied to single-note melodic lines may now start to be applied to double stops/chords, such as slurs, staccato, slides, etc. • Beginning to use electric guitar controls mid-song, such as changing pickup selector position, musical use of the volume and tone knobs, etc. • Natural harmonics • Guitar solos at this level may be replaced by an improvised solo, adhering to the technical parameters shown here.
Grade 5	<ul style="list-style-type: none"> • Using the full range of the electric guitar neck, with frequent changes in position and position breaks • Heavy uses of chromaticism • A fluid mix of riffs, accompaniment, and melodic playing • Introduction of irregular time signatures, such as 5/4 and 7/8 • A generally faster tempo (100-160 BPM). Some songs may feature changes in tempo 	<ul style="list-style-type: none"> • Introduction of extended bar chords (such as those included at this grade's 'chords' section) • Techniques and articulation applied to single-note melodic lines applied to double stops/chords, such as double-stop hammer-ons/pull-offs, hammer-ons and pull-offs from chords, double stop bends, etc. • More complex uses of melodic techniques - bending integrated into melodies, 3-4 note hammer-on/pull-off phrases, use of grace notes, etc. • Frequent use of electric guitar controls mid-song, such as changing pickup selector position, musical use of the volume and tone knobs, use of effects pedals, etc. • Guitar solos at this level may be replaced by an improvised solo, adhering to the technical parameters shown here. Rhythms and chord voicings may also be ad-libbed, using chord voicings of at the appropriate level (such as those included at this grade's 'chords' section)

Grade	Songs at this level may be characterised by (but should not be limited to):	Songs at this level should at minimum include a range of the following:
Grade 6	<ul style="list-style-type: none"> A display of all techniques and musical concepts demonstrated prior to this grade More frequent use of irregular time signatures, hemiolas, and changes in time signature Any tempo may be used. Some songs may feature changes in tempo Improvisation begins to take a larger role in the song 	<ul style="list-style-type: none"> Introduction of dissonant/chromatic chords (such as those included at this grade's 'chords' section) Occasional uses of 'extended technique' - hybrid picking, tapping, natural and artificial harmonics, etc. More complex uses of melodic techniques - free use of bending (including pre-bending), fast 16th-note hammer-on/pull-off phrases, fast alternate picking phrases, tremolo picking, etc. Guitar solos at this level may be replaced by an improvised solo, adhering to the technical parameters shown here. Rhythms and chord voicings may also be ad-libbed, using chord voicings of at the appropriate level (such as those included at this grade's 'chords' section)
Grade 7	<ul style="list-style-type: none"> A display of all techniques and musical concepts demonstrated prior to this grade Improvisation takes a larger role in the song 	<ul style="list-style-type: none"> Free use of all chords introduced up to this grade, and including those introduced at this grade (such as those included at this grade's 'chords' section) More frequent uses of 'extended technique' - as with prior grades with the addition of whammy bar techniques, pinch harmonics, percussive right-hand techniques, etc. Complex rhythms and timings, e.g. extensive use of triplets, hemiolas, etc. Free use of all melodic techniques introduced up to this grade Guitar solos at this level may be replaced by an improvised solo, adhering to the technical parameters shown here. Rhythms and chord voicings may also be ad-libbed, using chord voicings of at the appropriate level (such as those included at this grade's 'chords' section)
Grade 8	<ul style="list-style-type: none"> A display of all techniques and musical concepts demonstrated prior to this grade 	<ul style="list-style-type: none"> Free use of all chords introduced up to this grade, and including those introduced at this grade (such as those included at this grade's 'chords' section) Free use of all extended techniques introduced up to this grade Free use of all melodic techniques introduced up to this grade Free use of any regular or irregular time signatures Guitar solos at this level may be replaced by an improvised solo, adhering to the technical parameters shown here. Rhythms and chord voicings may also be ad-libbed, using chord voicings of at the appropriate level (such as those included at this grade's 'chords' section)

Technical

Debut

Scales
Chords

Grade 1 - Grade 2:

Scales
Chords

Grade 3 - Grade 8:

Scales
Chords
Arpeggios

In the online exam arena, there will be a metronome set to the speed required. The candidate must play to this metronome. Candidates may use notation/tablature for each exercise.

Aural

The aural exam is split into sections which differ with each grade:

Debut:

Pitch test and Rhythmic recall

Grade 1-4:

Melodic recall and Rhythmic
recall

Grade 5-8:

Melodic recall and Harmonic
recall

For each section, the candidate will hear a musical element and must respond with either a spoken answer, or by playing, usually mimicking what they have just heard.

Musicianship skills

Musicianship skills focuses on sight-reading in the earlier grades and a combination of sight-reading and improvisation in the form of a “quick study” from grade 6 onwards.

Sight-reading

The candidate will be asked to sight-read a 2-bar rhythm for Debut and a 4-bar or 8-bar (depending on grade level) melody using specified scales for grades 1-5. The candidate will be given the sheet music (both tablature and notation) for this piece 60 - 90 seconds (depending on the grade level) before being asked to perform it, and they may use these 60-90 seconds to prepare.

Quick study

(sight-reading and improvisation combined)

The candidate will be asked to sight-read a 4-bar or 8-bar (depending on the grade level) melody using specified modes, followed by a 4-bar or 8 bar (depending on the grade level) improvisation section using these same modes. The candidate will be given the sheet music (both tablature and notation) for this piece 2 minutes before being asked to perform it, and they may use these 2 minutes to prepare. During this time, the candidate will have access to the backing track that will accompany their performance.

Theory

Candidates must take a multiple choice theory quiz. All questions that arise are based on the theory introduced throughout each grade level. Please note that exams from the higher grades, will also feature theory questions from the earlier grades. A summary of the theory in each grade level can be found in this syllabus’ ‘Grade specifications’ section on pages 21-41.

Marking Guide

Debut

The examiner will give comments and a pass/fail mark for each section of the Debut exam.

Grades 1-8

Each exam is marked out of 100 with the percentage boundaries for each certification as follows:

Mark percentage %	Certification
85-100	Distinction
71-84	Merit
50-70	Pass
Less than 50	Fail

The Orange marking system

Performances, Technical exercises and Musicianship skills are marked in the following 5 components:

- **Tempo**
- **Rhythm**
- **Note accuracy**
- **Touch/Engagement**
- **Technicality**

Each component has a maximum of 4 points:

0	Not attempted
1	Fail
2	Pass
3	Merit
4	Distinction

Our examiners then use this total to convert into a percentage for each particular section of the exam.

For example:

	Performance 1	Performance 2
	Technical	Solo
Tempo	4	4
Rhythm	3	3
Note accuracy	4	4
Touch	2	4
Technicality	3	4
Total	16	14.25

The candidate in the above example would have received a merit for performance 1 and a distinction for performance 2.

0%	Void
< 59%	Fail
60% - 74%	Pass
75% - 87%	Merit
88% - 100%	Distinction

- 📍 Our 4 - point system allows for greater accuracy in our marking.
- 📍 A candidate doesn't need to pass all sections in order to pass their exam overall.
- 📍 If no attempt is made, no marks are awarded for this section.

How the Performances, Technical and Musicianship Skills are marked

Discipline	0 Marks Black = Void	1 Mark Red = Fail	2 Marks Orange = Pass level	3 Marks Yellow = Merit level	4 Marks Green = Distinction level
Tempo	Not attempted/ void	You were unable to correctly identify tempos throughout the exam.	You correctly identified the tempos, but you may be having trouble syncing up your hands with your ears, which makes playing in time very difficult and leads to inaccuracies in tempo.	You have clearly identified the tempos and played to them mostly accurately, but there were some inconsistencies in tempo where you may have struggled with other aspects of your playing.	You have demonstrated an excellent understanding of tempo in all aspects of your playing throughout your exam.
Rhythm	Not attempted/ void	You were unable to correctly identify rhythms throughout the exam.	You have correctly identified the rhythms, but you may be having trouble replicating the rhythms in your head with your hands, or fully understanding the rhythms that you are playing.	You have demonstrated a good understanding of all rhythmic concepts presented, and a good execution of rhythm, but you may have made some common yet condemning mistakes, such as not fulfilling note values, or rhythmic inconsistencies in some aspects of your playing.	You have demonstrated a comprehensive understanding and excellent execution of rhythm throughout your exam.
Note Accuracy	Not attempted/ void	You were unable to accurately identify the notes/pitches throughout your exam.	You have accurately identified the notes/pitches, but are most likely finding problems in execution - usually inaccurate representations of scales, chords, or exercises caused by either technical error or incorrectly learned material.	Your note accuracy was mostly correct, but there may have been some small issues causing you to occasionally slip up - these are usually technical errors or small recoverable mistakes, such as the occasional wrong note or chord in more complex passages.	Your note accuracy was consistently excellent throughout the exam.
Touch/ Engagement	Not attempted/ void	Indicates an approach to playing that lacked a sense of musicality, phrasing, articulation, and had little thought to sound/tone.	Indicates an approach to playing that showed some sense of musicality, phrasing, articulation, and had some thought to sound/tone. There were some issues with confidence that affected your playing, be that from nerves, or from a lack of familiarity with the guitar.	You demonstrated a good engagement with your playing and a developed sense of musicality throughout the exam, which may have occasionally been affected by minor confidence issues, or an uninformed approach to certain stylistic colloquialisms.	You have shown remarkable engagement with your playing throughout your exam.
Technicality	Not attempted/ void	Your technique was a detriment to your technical progress, and had an adverse effect on your overall sound throughout the exam.	You demonstrated an effective technique that may still hinder your technical progress. You performed to a satisfactory technical level, struggling with the technically more difficult parts of the exams, and were prone to making mistakes in these situations.	You showed good technique, which was in no way a hindrance to your technical progress. However, inconsistencies in technical proficiency arose at the more challenging parts of the exam.	You showed consistently excellent technique throughout your exam.

How Aural tests are marked

The examiner uses the 4 - point system to mark the Aural section of the exam as follows:

Melodic Recall

0 Marks Black = Void	1 Mark Red = Fail	2 Marks Orange = Pass level	3 Marks Yellow = Merit level	4 Marks Green = Distinction level
Not attempted/ void	You were unable to correctly recall the melody.	You were able to recall part of the melody, and effectively played the melody back OR you were able to recall most of the melody, but you were unable to effectively play the melody back.	You were able to recall most of the melody, and effectively played the melody back OR you were able to recall all of the melody, but there were some issues with playing the melody back.	You recalled the entire melody, and played it back correctly.

Rhythmic Recall

0 Marks Black = Void	1 Mark Red = Fail	2 Marks Orange = Pass level	3 Marks Yellow = Merit level	4 Marks Green = Distinction level
Not attempted/ void	You were unable to correctly recall the rhythm.	You were able to recall part of the rhythm, and effectively played the rhythm back OR you were able to recall most of the rhythm, but you were unable to effectively play the rhythm back.	You were able to recall most of the chord progression, and effectively played the chord progression back OR you were able to recall all of the chord progression, but there were some issues with playing the chord progression back.	You recalled the entire chord progression, and played it back correctly.

Harmonic Recall

0 Marks Black = Void	1 Mark Red = Fail	2 Marks Orange = Pass level	3 Marks Yellow = Merit level	4 Marks Green = Distinction level
Not attempted/ void	You were unable to correctly recall the chord progression.	You were able to recall part of the chord progression, and effectively play it back OR you were able to recall most of the chord progression, but you were unable to effectively play it back.	You were able to recall most of the chord progression and effectively play it back OR you were able to recall all of the chord progression, but there were some issues with playing it back.	You recalled the entire chord progression and played it back correctly.

How the Theory test is marked

You will be given a multiple choice theory quiz. You will be asked 10 questions which will draw from a variety of subjects as shown in the grade specifications. Each question is worth one mark.

Grade Specifications

Debut

Performances

- 📍 2 unaccompanied short studies found in the current Orange Rock Guitar Debut exam book
- 📍 2 accompanied songs (by backing track) found in the current Orange Rock Guitar Debut exam book - each in a different style/genre of music

Sheet music and details for the performance of each of these pieces can be found in the Orange Rock Guitar Debut exam book.

Technical

Scales	Chords
<p>You will be asked to play each of the following scales to a metronome at 60 BPM using crotchets:</p> <ul style="list-style-type: none">• C Major (up to G)• G Major (up to D)• A minor (up to E) <p>All scales should be played using alternate picking. Any fret-hand fingering that is economical and sounds good will be accepted.</p>	<p>You will be asked to play each of the following open position chords when prompted during the exam:</p> <ul style="list-style-type: none">• E minor• E Major• A minor• A Major• D Major <p>Each chord should be played using the fret-hand fingerings indicated in the Orange Rock Guitar Debut exam book.</p>

Aural

Pitch Test

- You will be asked to differentiate between 2 different pitches.
- You will hear the note C (3rd fret A-string), followed by a different note shortly afterward. This pair of notes will be played twice.
- You will then be prompted to answer whether the second note was higher in pitch or lower in pitch than the C note, by answering either “higher” or “lower”.

Rhythmic Recall

You will be asked to recall:

- **a 2-bar rhythm**
- **in 4/4**
- **at 60 BPM**
- **consisting of crotchets, minims, and crotchet rests.**

The rhythm will be played on the open low E-string.

The rhythm will be played to you twice. You will then be asked to play the rhythm to the best of your ability to a metronome following a 1-bar count in.

Musicianship skills

Sight-reading

Sight-reading at Debut Grade level will be rhythmic only, with no melodic element to interpret. You will be asked to sight-read:

- **a 2-bar rhythm**
- **in 4/4**
- **at 60 BPM**
- **consisting of crotchets and quavers**

You will be granted 60 seconds to review and practice, after which you will perform the rhythm to a metronome following a 1-bar count in. You will play the rhythm on the open low E-string.

Theory

You will be given a multiple choice theory quiz. You will be asked 10 questions, which will draw from any of the following subjects:

- 📍 **Parts of the guitar**
- 📍 **Time signatures (3/4 and 4/4)**
- 📍 **The treble clef**
- 📍 **Open string names**

Grade Specifications

Grade 1

Performances

- 📍 **Performance 1: Technical** - Two short technical studies from the current Orange Rock Guitar exam book
- 📍 **Performance 2: Lead Guitar Solo** - One lead guitar solo chosen from the current Orange Rock Guitar exam book
- 📍 **Performance 3: Song** - One song either chosen from the current Orange Rock Guitar exam book, or an own choice song

Sheet music and details for the performance of each of these pieces can be found in the Orange Rock Guitar Debut exam book.

Technical

Scales

You will be asked to play a selection from the following scales to a metronome at 80 BPM using crotchets.

1 8ve:

- C Major
- G Major
- A minor
- C Major pentatonic
- G Major pentatonic
- A minor pentatonic
- E minor pentatonic

All scales should be played using alternate picking. Any fret-hand fingering that is economical and sounds good will be accepted.

Chords

You will be asked to play each of the following open position chords when prompted during the exam:

- A Major
- D Major
- E Major
- G Major
- A minor
- E minor

Each chord should be played using the fret-hand fingerings indicated in the Orange Rock Guitar Grade 1 exam book.

Aural

Melodic Recall

You will be asked to recall:

- a 1-bar melody
- in 4/4 at 80 BPM
- consisting of crotchets and minims

The melody will use the C Major scale and the first note of the melody will always be C.

The melody will be played to you twice. You will then be asked to repeat this melody to the best of your ability to a metronome following a 1-bar count-in.

Rhythmic Recall

You will be asked to recall:

- a 2-bar rhythm
- in 4/4
- at 80 BPM
- consisting of crotchets, minims, quavers and crotchet rests.

The rhythm will be played on the open low E-string.

The rhythm will be played to you twice. You will then be asked to play the rhythm to the best of your ability to a metronome following a 1-bar count in.

Musicianship skills

Sight-reading

You will be asked to sight-read:

- a 2-bar melody
- in 4/4
- at 80 BPM
- consisting of crotchets and quavers.

The melody will use the 1st position of the C Major scale (1 8ve). You will be granted 60 seconds to review and practice, after which you will perform the melody to a metronome following a 1-bar count in.

Theory

You will be given a multiple choice theory quiz.




You will be asked 10 questions, which will draw from any of the following subjects:

- | | |
|---------------------------------|--|
| 🔊 Parts of the guitar | 🔊 Note and rest values (crotchet, minim, quaver) |
| 🔊 Time signatures (3/4 and 4/4) | 🔊 Open string names |
| 🔊 The treble clef | 🔊 Recognition of articulations - pull-offs, fretting-hand muting |

Grade Specifications

Grade 2

Performances

-  **Performance 1: Technical** - Two short technical studies from the current Orange Rock Guitar exam book
-  **Performance 2: Lead Guitar Solo** - One lead guitar solo chosen from the current Orange Rock Guitar exam book
-  **Performance 3: Song** - One song either chosen from the current Orange Rock Guitar exam book, or an own choice song

Technical

Scales

You will be asked to play a selection from the following scales to a metronome at 80 BPM using crotchets.

Please note that all pentatonic scales are shiftable and must be prepared on root notes
G & A on the E string
and
C&D on the A string

1 8ve:

- C Major
- G Major
- A minor
- E minor pentatonic
- minor pentatonic shiftable scale shape
- Major pentatonic shiftable scale shape

All scales should be played using alternate picking.

Any fret-hand fingering that is economical and sounds good will be accepted.

Chords

You will be asked to play each of the following open position chords when prompted during the exam:

- C Major
- F Major
- D minor
- A Major 7th
- C Major 7th
- D Major 7th
- F Major 7th
- A minor 7th
- D minor 7th

Each chord should be played using the fret-hand fingerings indicated in the Orange Rock Guitar Grade 2 exam book.

Aural

Melodic Recall

You will be asked to recall:

- a 2-bar melody
- in 4/4
- at 80 BPM
- consisting of crotchets and quavers.

The melody will use the C Major scale and the first note of the melody will always be C.

The melody will be played to you twice. You will then be asked to repeat this melody to the best of your ability to a metronome following a 1-bar count-in.

Rhythmic Recall

You will be asked to recall:

- a 2-bar rhythm
- in 4/4
- at 80 BPM
- consisting of crotchets, minims, quavers, crotchet rests and quaver rests.

The rhythm will be played on the open low E-string.

The rhythm will be played to you twice. You will then be asked to repeat this rhythm to the best of your ability to a metronome following a 1-bar count in.

Musicianship skills

Sight-reading

You will be asked to sight-read:

- a 2-bar melody
- in 4/4
- at 80 BPM
- consisting of crotchets, quavers, and crotchet rests.

The melody will use the 1st position of the C Major scale or the G Major scale. You will be granted 60 seconds to review and practice, after which you will perform the melody to a metronome following a 1-bar count in.

Theory

You will be given a multiple choice theory quiz.




You will be asked 10 questions, which will draw from any of the following subjects:

- 🕒 Time signatures (3/4 and 4/4)
- 🎵 The treble clef
- 🎵 Note and rest values (crotchet, minim, quaver, semiquaver, dotted crotchet, dotted quaver)
- 🎵 Open string names
- 🎵 Recognition of open chords from Tablature
- 🎵 Recognition and understanding of Triplets
- 🎵 Bar lines and final bar lines
- 🎵 Accidentals (sharps, flats)
- 🎵 Key signatures (up to 1 sharp and 1 flat)
- 🎵 Recognition of articulations - slides, hammer-ons and pull offs

Grade Specifications

Grade 3

Performances

-  **Performance 1: Technical** - Two short technical studies from the current Orange Rock Guitar exam book
-  **Performance 2: Lead Guitar Solo** - One lead guitar solo chosen from the current Orange Rock Guitar exam book
-  **Performance 3: Song** - One song either chosen from the current Orange Rock Guitar exam book, or an own choice song

Technical

Scales

You will be asked to play a selection from the following scales to a metronome at 90 BPM using crotchets.

Please note that all of these scales are shiftable, and must be prepared with the root notes G, A, and B on the E string.

2 8ves:

- **Major shiftable scale shape**
- **Natural minor shiftable scale shape**
- **Major pentatonic shiftable scale shape**
- **minor pentatonic shiftable scale shape**

All scales should be played using alternate picking. Any fret-hand fingering that is economical and sounds good will be accepted.

Chords

You will be asked to play a selection from the following chords when prompted during the exam:

Open chords:

- **A dominant 7th**
- **B dominant 7th**
- **C dominant 7th**
- **D dominant 7th**
- **E dominant 7th**
- **G dominant 7th**

Partial bar chords:

Please note that all partial bar chords are shiftable, and must be prepared with the root notes G, A, and B on the E string.

- **Major**
- **minor**
- **Major 7th**
- **minor 7th**
- **dominant 7th**

Each chord should be played using the fret-hand fingerings indicated in the Grade 3 Rock Guitar exam book.

Arpeggios

You will be asked to play a selection from the following arpeggios to a metronome at 90 BPM using crotchets.

Please note that all arpeggios are shiftable and must be prepared with the root notes D and E on the B string.

1 8ve:

- **Major shiftable arpeggio shape**
- **minor shiftable arpeggio shape**

Each arpeggio should be played using the fret-hand fingerings indicated in the Orange Rock Guitar Grade 3 exam book.

Aural

Melodic Recall

You will be asked to recall:

- a 2-bar melody
- in 4/4
- at 90 BPM
- consisting of crotchets, quavers, and minims.

The melody will use the G Major or A Major scale. The first note of the melody will always be the root note of the scale (i.e. G or A).

The melody will be played to you twice. You will then be asked to repeat this melody to the best of your ability to a metronome following a 1-bar count in.

Rhythmic Recall

You will be asked to recall:

- a 2-bar rhythm
- in 4/4
- at 90 BPM
- consisting of crotchets, minims, quavers and their corresponding rests.

The rhythm will be played on the open low E-string.

The rhythm will be played to you twice. You will then be asked to repeat this rhythm to the best of your ability to a metronome following a 1-bar count in.

Musicianship skills

Sight-reading

You will be asked to sight-read:

- a 4-bar melody
- in 4/4
- at 90 BPM
- consisting of crotchets, quavers, crotchet rests, and quaver rests.

The melody will use the G Major or A natural minor scale (2 8ves). You will be granted 60 seconds to review and practice, after which you will perform the melody to a metronome following a 1-bar count in.

Theory




You will be given a multiple choice theory quiz.
You will be asked 10 questions, which will draw from any of the following subjects:

- 📍 **Time signatures (3/4 and 4/4)**
- 📍 **The treble clef**
- 📍 **Note and rest values** (crotchet, minim, quaver, semiquaver, dotted crotchet, dotted quaver, dotted minim)
- 📍 **Open string names**
- 📍 **Recognition of open chords from Tablature**
- 📍 **Recognition and understanding of Triplets**
- 📍 **Bar lines, repeat bar lines, and final bar lines**
- 📍 **Accidentals** (sharps, flats and naturals)
- 📍 **Key signatures** (up to 2 sharps and 2 flats)
- 📍 **Construction of Major and minor chords (1-3-5)**
- 📍 **Recognition of articulations - slides, hammer-ons and pull-offs, downward and upward strokes, bending**

Grade Specifications

Grade 4

Performances

-  **Performance 1: Technical** - Two short technical studies from the current Orange Rock Guitar exam book
-  **Performance 2: Lead Guitar Solo** - One lead guitar solo chosen from the current Orange Rock Guitar exam book
-  **Performance 3: Song** - One song either chosen from the current Orange Rock Guitar exam book, or an own choice song

Technical

Scales	Chords	Arpeggios
<p>You will be asked to play a selection from the following scales to a metronome at 90 BPM using quavers.</p> <p>Please note that all scales are shiftable and must be prepared with the root notes G, A, and B on the E string.</p> <p>Range of an 11th:</p> <ul style="list-style-type: none"> Major shiftable scale shape Natural minor shiftable scale shape <p>8ve:</p> <ul style="list-style-type: none"> Major pentatonic shiftable scale shape minor pentatonic shiftable scale shape Blues shiftable scale shape <p>All scales should be played using alternate picking. Any fret-hand fingering that is economical and sounds good will be accepted.</p>	<p>You will be asked to play a selection from the following chords when prompted during the exam.</p> <p>Please note that all bar chords are shiftable, and must be prepared with positions G, A, and B on the E string and C, D and E on the A string</p> <ul style="list-style-type: none"> Major shiftable bar chord shapes minor shiftable bar chord shapes <p>Each chord should be played using the fret-hand fingerings indicated in the Grade 4 Rock Guitar exam book.</p>	<p>You will be asked to play a selection from the following arpeggios to a metronome at 90 BPM using crotchets.</p> <p>Please note that all arpeggios are shiftable and must be prepared with the root notes D and E on the A and B strings.</p> <p>Range of a 12th:</p> <ul style="list-style-type: none"> Major shiftable arpeggio shape minor shiftable arpeggio shape <p>Each arpeggio should be played using the fret-hand fingerings indicated in the Grade 4 Rock Guitar exam book</p>

Aural

Melodic Recall

You will be asked to recall:

- a 4-bar melody
- in 4/4
- at 90 BPM
- consisting of crotchets, quavers, and minims.

The melody will use the G Major or A minor scale. The first note of the melody will always be the root note of the scale.

The melody will be played to you twice. You will then be asked to repeat this melody to the best of your ability to a metronome following a 1-bar count-in.

Rhythmic Recall

You will be asked to recall:

- a 4-bar rhythm in 4/4
- at 90 BPM
- consisting of crotchets, minims, quavers, semiquavers, crotchet rests, minim rests and quaver rests.

The rhythm will be played on the open low E-string.

The rhythm will be played to you twice. You will then be asked to repeat this rhythm to the best of your ability to a metronome following a 1-bar count in.

Musicianship skills

Sight-reading

You will be asked to sight-read:

- a 4-bar melody
- in 4/4
- at 90 BPM
- consisting of crotchets, quavers, and their corresponding rests.

The melody will use the G or A Blues scale (2 8ves). You will be granted 90 seconds to review and practice, after which you will perform the melody to a metronome following a 1-bar count in.

Theory




You will be given a multiple choice theory quiz.
You will be asked 10 questions, which will draw from any of the following subjects:

- 🎵 **Time signatures (3/4, 4/4, 6/8)**
- 🎵 **Note and rest values** (crotchet, minim, quaver, semiquaver, dotted crotchet, dotted quaver, dotted minim)
- 🎵 **Note/pitch names - G, A, B on the E string and C, D, E on the A string**
- 🎵 **Recognition of bar chords from Tablature**
- 🎵 **Recognition of arpeggios from tablature**
- 🎵 **Recognition and understanding of Triplets**
- 🎵 **DS and DC al coda**
- 🎵 **Volta brackets**
- 🎵 **Accidentals** (sharps, flats, and naturals)
- 🎵 **Key signatures** (up to 3 sharps and 3 flats)
- 🎵 **Construction of Major and minor chords (1-3-5)**
- 🎵 **Construction of the Blues scale**
- 🎵 **Recognition of articulations - downward and upward strokes, bending and pre-bending**

Grade Specifications

Grade 5

Performances

-  **Performance 1: Technical** - Two short technical studies from the current Orange Rock Guitar exam book
-  **Performance 2: Lead Guitar Solo** - One lead guitar solo chosen from the current Orange Rock Guitar exam book
-  **Performance 3: Song** - One song either chosen from the current Orange Rock Guitar exam book, or an own choice song

Technical

Scales	Chords	Arpeggios
<p>You will be asked to play a selection from the following scales to a metronome at 90 BMP using quavers.</p> <p>2 8ves:</p> <ul style="list-style-type: none"> G minor / Bb Major pentatonic scale positions 1 - 5 <p>All scales should be played using alternate picking. Any fret-hand fingering that is economical and sounds good will be accepted.</p>	<p>You will be asked to play a selection from the following chords when prompted during the exam.</p> <p>Please note that all chords are shiftable, and must be prepared with positions</p> <p>G, A, and B on the E string and C, D and E on the A string</p> <p>Extended bar chords:</p> <ul style="list-style-type: none"> minor 7th Major 7th dominant 7th <p>Each chord should be played using the fret-hand fingerings indicated in the Grade 5 Rock Guitar exam book.</p>	<p>You will be asked to play a selection from the following arpeggios to a metronome at 90 BMP using crotchets.</p> <p>Please note that all arpeggios are shiftable, and must be prepared with the root notes D, E, F and G on the A string.</p> <p>Range of a 12th:</p> <ul style="list-style-type: none"> Major minor Major 7th minor 7th dominant 7th <p>Each arpeggio should be played using the fret-hand fingerings indicated in the Grade 5 Rock Guitar exam book.</p>

Aural

Melodic Recall

You will be asked to recall:

- a 4-bar melody
- in 4/4
- at 90 BPM
- consisting of crotchets, minims, quavers, semi-quavers, dotted crotchets, dotted minims, dotted quavers and their corresponding rests

The melody will use positions 1 or 2 of the G minor pentatonic scale. The first note of the melody will always be the root note of the scale (i.e. G). The melody may contain the following types of articulation: slides, hammer-ons, pull-offs and palm muting.

The melody will be played to you twice. You will then be asked to repeat this melody to the best of your ability to a metronome following a 1-bar count in.

Harmonic Recall

You will be asked to recall:

- a 4-bar chord progression
- in 4/4
- at 90 BPM
- consisting of crotchets, minims, quavers and dotted crotchets

The progression will use the Major, minor, and dominant 7th bar chords (see the 'Chords' section of this Grade).

The progression will be played to you twice. You will then be asked to repeat this chord progression to the best of your ability to a metronome following a 1-bar count in.

Musicianship skills

Sight-reading

You will be asked to sight-read:

- an 8-bar melody
- in 4/4
- at 100 BPM
- consisting of crotchets, dotted crotchets, minims, dotted minims, quavers, dotted quavers, semiquavers and their corresponding rests

The melody will use the 1st and 2nd position of the G minor pentatonic scale. The melody may contain the following types of articulation: slides, hammer-ons, pull-offs and palm muting. You will be granted 90 seconds to review and practice, after which you will perform the melody to a metronome following a 1-bar count in.

Theory




You will be given a multiple choice theory quiz.
You will be asked 10 questions, which will draw from any of the following subjects:

- 📍 **Time signatures (3/4, 4/4, 6/8, 12/8)**
- 📍 **Note and rest values** (crotchet, minim, quaver, semiquaver, dotted crotchet, dotted quaver, dotted minim)
- 📍 **Note/pitch names - G, A, B on the E string and C, D, E on the A string**
- 📍 **Recognition of arpeggios from tablature**
- 📍 **DS and DC al coda**
- 📍 **Volta brackets**
- 📍 **Fermatas**
- 📍 **Construction of Major 7th, minor 7th and dominant 7th chords**
- 📍 **Construction of the Major and minor Pentatonic scales**
- 📍 **Key signatures** (up to 4 sharps and 4 flats)
- 📍 **Recognition and understanding of the Swing tempo marking**
- 📍 **Recognition of articulations - downward and upward strokes, bending and pre-bending**
- 📍 **Recognition of Drop D alternate tuning**

Grade Specifications

Grade 6

Performances

-  **Performance 1: Technical** - Two short technical studies from the current Orange Rock Guitar exam book
-  **Performance 2: Lead Guitar Solo** - One lead guitar solo chosen from the current Orange Rock Guitar exam book
-  **Performance 3: Song** - One song either chosen from the current Orange Rock Guitar exam book, or an own choice song

Technical

Scales

You will be asked to play a selection from the following scales to a metronome at 100 BPM using quavers.

Please note that all scales are shiftable, and must be prepared on the root notes G, A, B, C and D on the E string.

2 8ves:

- **Lydian mode**
- **Mixolydian mode**
- **Dorian mode**
- **Phrygian mode**
- **Locrian mode**

All scales should be played using alternate picking. Any fret-hand fingering that is economical and sounds good will be accepted.

Chords

You will be asked to play a chord progression to a backing track.

The progression will be presented in lead sheet format, i.e. using chord names, with no tablature.

The chord progression will comprise of extended bar chords presented in Grade 5, with the addition of the following chords:

- **Minor 7b5 shiftable chord shape**
- **Diminished 7th shiftable chord shape**

Each chord should be played using the fret-hand fingerings indicated in the Grade 6 Rock Guitar exam book.

Arpeggios

You will be asked to play a selection from the following arpeggios to a metronome at 100 BMP using crotchets.

Please note that all arpeggios are shiftable, and must be prepared with the root notes D, E, F and G on the A string.

Range of a 12th:

- **Major 7th**
- **minor 7th**
- **minor 7b5**
- **dominant 7th**
- **diminished 7th**

Each arpeggio should be played using the fret-hand fingerings indicated in the Grade 6 Rock Guitar exam book.

Aural

Melodic Recall

You will be asked to recall:

- a 4-bar melody
- in 4/4
- at 100 BPM
- consisting of crotchets, minims, quavers, semi-quavers, dotted crotchets, dotted minims, dotted quavers, triplet quavers and their corresponding rests

The melody will use the G, A, or B Phrygian or Lydian modes. The first note of the melody will always be the root note of the scale. The melody may contain the following types of articulation: slides, hammer-ons, pull-offs and palm muting.

The melody will be played to you twice.

You will then be asked to repeat this melody to the best of your ability to a metronome following a 1-bar count in.

Harmonic Recall

You will be asked to recall:

- a 4-bar chord progression
- in 4/4
- at 100 BPM
- consisting of crotchets, minims, quavers and dotted crotchets

The progression may contain the Major, minor, and dominant 7th bar chords (with roots on the E and A strings), and min7b5 chords (see this grade's 'chords' section).

The progression will be played to you twice. You will then be asked to repeat this chord progression to the best of your ability to a metronome following a 1-bar count in.

Musicianship skills

Quick Study Piece

You will be asked to:



sight-read an 8-bar melody using the A Dorian and/or A Phrygian modes consisting of crotchets, dotted crotchets, minims, dotted minims, quavers, dotted quavers, semiquavers and their corresponding rests.

followed by



an 8-bar improvisation section using these same modes. Repeats may be used for this section.

You will be given the sheet music for this piece 2 minutes before you will be asked to perform it, and you may use these 2 minutes to prepare. During this time, you will have access to the backing track that will accompany your performance.

The sight-reading portion of this examination may contain the following types of articulation:

slides, hammer-ons, pull-offs and palm muting.

Theory

You will be given a multiple choice theory quiz.




You will be asked 10 questions, which will draw from any of the following subjects:

- 🕒 Time signatures (3/4, 4/4, 6/8, 12/8)
- 🎵 Note/pitch names - recognition of all notes up to fret 12 on the E and A string
- 🎵 Recognition of arpeggios from tablature
- 🎵 DS and DC al coda
- 🎵 Volta brackets
- 🎵 Fermatas
- 🎵 Construction of Major 7th, minor 7th, dominant 7th and minor 7b5 chords
- 🎵 Construction of the Dorian, Phrygian and Lydian modes
- 🎵 Key signatures (up to 5 sharps and 5 flats)
- 🎵 Recognition and understanding of the Swing tempo marking
- 🎵 Recognition of hybrid picking, tapping and natural harmonics notation

Grade Specifications

Grade 7

Performances

-  **Performance 1: Technical** - Two short technical studies from the current Orange Rock Guitar exam book
-  **Performance 2: Lead Guitar Solo** - One lead guitar solo chosen from the current Orange Rock Guitar exam book
-  **Performance 3: Song** - One song either chosen from the current Orange Rock Guitar exam book, or an own choice song

Technical

Scales	Chords	Arpeggios
<p>You will be asked to play a selection from the following scales to a metronome at 100 BPM using quavers.</p> <p>Please note that all scales are shiftable and must be prepared with the root notes G, A, B, C, D, and E on the E string.</p> <p>2 8ves:</p> <ul style="list-style-type: none"> Harmonic minor shiftable scale shape Melodic minor shiftable scale shape Diminished shiftable scale Altered shiftable scale <p>10th:</p> <ul style="list-style-type: none"> Whole-tone scale <p>All scales should be played using alternate picking. Any fret-hand fingering that is economical and sounds good will be accepted.</p>	<p>You will be asked to play a chord progression to a backing track.</p> <p>The progression will be presented in lead sheet format, i.e. using chord names, with no tablature. The chord progression will comprise of chords presented in grade 6, with the addition of the following chords:</p> <ul style="list-style-type: none"> Minor 9th shiftable chord shape Dominant 9th shiftable chord shape Dominant 13th shiftable chord shape <p>Each chord should be played using the fret-hand fingerings indicated in the Grade 7 Rock Guitar exam book.</p>	<p>You will be asked to play a selection from the following arpeggios to a metronome at 100 BMP using quavers.</p> <p>Please note that all arpeggios are shiftable, and must be prepared with the root notes G, A, and B on the E string.</p> <ul style="list-style-type: none"> Major 7th full neck arpeggio minor 7th full neck arpeggio dominant 7th full neck arpeggio <p>Each arpeggio should be played using the fret-hand fingerings indicated in the Grade 7 Rock Guitar exam book.</p>

Aural

Melodic Recall

You will be asked to recall:

- a 4-bar melody
- in 4/4
- at 100 BPM
- consisting of crotchets, minims, quavers, semi-quavers, triplet quavers, dotted crotchets, dotted minims, dotted quavers and their corresponding rests

The melody will use the G, A, or B harmonic or melodic minor scales.

The first note of the melody will always be the root note of the scale.

The melody may contain the following types of articulation: slides, hammer-ons, pull-offs and palm muting.

The melody will be played to you twice. You will then be asked to repeat this melody to the best of your ability to a metronome following a 1-bar count in.

Harmonic Recall

You will be asked to recall:

- a 4-bar chord progression
- in 4/4
- at 100 BPM
- consisting of crotchets, minims, quavers and dotted crotchets

The progression may contain the major, minor, and dominant 7th bar chords, min7b5 chords, and dominant 9th chords.

The progression will be played to you twice. You will then be asked to repeat this chord progression to the best of your ability to a metronome following a 1-bar count in.

Musicianship skills

Quick Study Piece

You will be asked to:



sight-read an 8-bar melody using the A harmonic and/or melodic minor scales and using the scale positions introduced at this grade (please see this grade's 'scales' section). The melody may consist of crotchets, dotted crotchets, minims, dotted minims, quavers, dotted quavers, semiquavers and their corresponding rests.

followed by



an 8-bar improvisation section using A harmonic and/or melodic minor, whole-tone or diminished scale. Repeats may be used for this section.

You will be given the sheet music for this piece 2 minutes before you will be asked to perform it, and you may use these 2 minutes to prepare. During this time, you will have access to the backing track that will accompany your performance.

The sight-reading portion of this examination may contain the following types of articulation:

slides, hammer-ons, pull-offs and palm muting.

Theory

You will be given a multiple choice theory quiz.




You will be asked 10 questions, which will draw from any of the following subjects:

- 📍 **Note/pitch names - recognition of all notes up to fret 12 on the E and A string**
- 📍 **Recognition of arpeggios from tablature**
- 📍 **Construction of minor 9th, dominant 9th and dominant 13th chords**
- 📍 **Construction of the Harmonic minor, Melodic minor, whole-tone and diminished scales**
- 📍 **Key signatures (up to 5 sharps and 5 flats)**
- 📍 **Understanding and recognition of Syncopated rhythms**
- 📍 **Recognition of hybrid picking, tapping, natural harmonics and tremolo notation**

Grade Specifications

Grade 8

Performances

-  **Performance 1: Technical** - Two short technical studies from the current Orange Rock Guitar exam book
-  **Performance 2: Lead Guitar Solo** - One lead guitar solo chosen from the current Orange Rock Guitar exam book
-  **Performance 3: Song** - One song either chosen from the current Orange Rock Guitar exam book, or an own choice song

Technical

Scales	Chords	Arpeggios
<p>You will be asked to play a selection from the following scales to a metronome at 80 BPM using semi-quavers.</p> <p>Please note that all scales are shiftable and must be prepared with the root notes G, A and B on the E string.</p> <p>3 8ves:</p> <ul style="list-style-type: none"> Major scale Natural minor scale Harmonic minor scale Melodic minor scale <p>All scales should be played using alternate picking. Any fret-hand fingering that is economical and sounds good will be accepted.</p>	<p>You will be asked to play a chord progression to a backing track.</p> <p>The progression will be presented in lead sheet format, i.e. using chord names, with no tablature. The chord progression will comprise of chords presented in grade 7, with the addition of the following chords:</p> <ul style="list-style-type: none"> Dominant b13th shiftable chord shape Dominant #9th shiftable chord shape Dominant b9th shiftable chord shape Dominant b9b13th shiftable chord shape <p>Each chord should be played using the fret-hand fingerings indicated in the Grade 8 Rock Guitar exam book.</p>	<p>You will be asked to play a selection from the following arpeggios to a metronome at 100 BPM using quavers.</p> <p>Please note that all arpeggios are shiftable and must be prepared with the root notes G, A and B on the E string.</p> <ul style="list-style-type: none"> minor 9th shiftable arpeggio shape Dominant 9th shiftable arpeggio shape Dominant 13th shiftable arpeggio shape Dominant 7th (b9b13) shiftable arpeggio shape <p>Each arpeggio should be played using the fret-hand fingerings indicated in the Grade 8 Rock Guitar exam book.</p>

Aural

Melodic Recall

You will be asked to recall:

- a 4-bar melody
- in 4/4
- at 110 BPM
- consisting of crotchets, minims, quavers, semi-quavers, triplet quavers, dotted crotchets, dotted minims, dotted quavers and their corresponding rests

The melody will be in the key of G, A, or B minor and based on one or more of the following scales: harmonic minor scale, melodic minor scale, and Phrygian mode.

The first note of the melody will always be the root note of the scale.

The melody may contain the following types of articulation: slides, hammer-ons, pull-offs and palm muting.

The melody will be played to you twice. You will then be asked to repeat this melody to the best of your ability to a metronome following a 1-bar count in.

Harmonic Recall

You will be asked to recall:

- a 4-bar chord progression
- in 4/4
- at 110 BPM
- consisting of crotchets, minims, quavers and dotted crotchets

The progression will use the major, minor, and dominant 7th bar chords, min7b5 chords, dominant 9th chords, and dominant b9/b13 chords.

The progression will be played to you twice. You will then be asked to repeat this chord progression to the best of your ability to a metronome following a 1-bar count in.

Musicianship skills

Quick Study Piece

You will be asked to:



sight-read an 8-bar melody using the G, A, or B harmonic minor and melodic minor scales (may use elements of both). Rhythms will consist of crotchets, dotted crotchets, minims, dotted minims, quavers, dotted quavers, semiquavers and their corresponding rests.

followed by



an 8-bar improvisation section based around the G, A, or B harmonic/melodic minor, whole tone or diminished scales. Repeats may be used for this section.

You will be given the sheet music for this piece 2 minutes before you will be asked to perform it, and you may use these 2 minutes to prepare. During this time, you will have access to the backing track that will accompany your performance.

The sight-reading portion of this examination may contain the following types of articulation:

slides, hammer-ons, pull-offs and palm muting.

Theory

You will be given a multiple choice theory quiz.
You will be asked 10 questions, which will draw from any of the following subjects:

- 📍 **Note/pitch names - recognition of all notes up to fret 12 on all strings**
- 📍 **Recognition of arpeggios from tablature**
- 📍 **Construction of altered dominant chords**
(dominant 7b13, dominant 7b913, dominant 7#9, dominant 7b9b13)
- 📍 **Construction of the Harmonic minor,**
- 📍 **Melodic minor and Natural minor scales**
- 📍 **Key signatures** (up to 5 sharps and 5 flats)
- 📍 **Understanding and recognition of Syncopated rhythms**
- 📍 **Recognition of hybrid picking, tapping, tremolo picking and artificial harmonics notation**

Policies


Orange Learn have chosen to partner with Online Music Exams, enabling our students to take their exams online at anytime and from anywhere. For more information on exam policies, please go to:

onlinemusicexams.org/policies



Orange Rock Guitar Debut - Grade 8

Syllabus



Version 1.2

Contact details:

Orange Learn

Website: www.orangelearn.com

Email enquiries: info@orangelearn.com

Online Music Exams

Website: onlinemusicexams.org

Email enquiries: info@onlinemusicexams.org